



District Report Card: 2017


State: Tamil Nadu	District: Theni
Class: 3	Subject: Language
Schools: 61	Students: 956


Participation/Coverage


Students

GENDER 	Boys		Girls	
	Number	%	Number	%
	489	51.15	467	48.85

AREA 	Rural		Urban	
	Number	%	Number	%
	645	67.47	311	32.53

CATEGORY 	SC		ST		OBC		GEN	
	Number	%	Number	%	Number	%	Number	%
	309	32.32	19	1.99	628	65.69	0	0.00

CWSN 	LD	VI	HI	S&LD	ID	Oth
	2	0	0	0	5	0

Management 	Government		Government-aided	
	Number	%	Number	%
	378	39.54	578	60.46

Average Performance of Students in Language (%)

Overall	Gender		Area		Management		Social Group			
	Male	Female	Rural	Urban	Govt.	Aided	SC	ST	OBC	GEN
53.40	52.02	54.85	53.54	53.12	50.25	55.47	53.38	63.86	53.10	0.00

Performance on Learning Outcomes (LOs)

Learning Outcomes	Description	Average Performance(%)
L304	Reads small texts with comprehension i.e., identifies main ideas, details, sequence and draws conclusions	54.72
L312	Reads printed scripts on the classroom walls: poems, posters, charts etc.	50.77

Range of Performance of Students who Answered Correctly							
Below 30%		30% - 50%		50% - 75%		Above 75%	
Number	%	Number	%	Number	%	Number	%
130	13.60	303	31.69	370	38.70	153	16.00

Lowest Performing Learning Outcomes (LOs)

1 - Reads printed scripts on the classroom walls: poems, posters, charts etc. (50.77)

2 - Reads small texts with comprehension i.e., identifies main ideas, details, sequence and draws conclusions (54.72)